

# PHILIPS

## Xitanium

### LED Driver



## Datasheet

# Xitanium 100W 0.7A 230V I175

LED-based light sources are an excellent solution for outdoor environment. They are long-lasting and require low maintenance. However, to get the best out of the LEDs, these light sources require highly reliable and efficient LED Drivers. The new Philips Xitanium Fixed Output and Dimmable (1-10V) LED Outdoor Drivers are specifically designed to deliver reliable performance and protection while meeting the strict performance, approbation and application requirements.

### Benefits

#### Reliability

- Robust design; capable of withstanding harsh outdoor conditions.
- Long lifetime and high survival rate.
- Superior thermal management suitable for outdoor application.
- Backed by 5 year warranty from a company you can trust.
- Consistent waterproof performance through the lifecycle.

#### Affordable

- Component integration in advanced IC enables cost effective design.
- Proven robustness & reliability secure the lowest luminaire maintenance over time.

#### Easy to use

- Extreme compact size. fitting with varied luminaires.
- Easy to design-in based on the good thermal management and extra EMI margin

### Features

- Proven robustness and reliable electronic driver design.
- Achieving highest efficiencies based on advance technology.
- Long lifetime; 50k hrs @Tc max.
- Extreme compact size, fitting with varied and critical luminaires.
- Suitable for Class I isolated luminaires.
- Authorized certificate: ENEC, CB, CE and CCC.

### Applications

- Road and street lighting
- Area and flood lighting
- Tunnel lighting
- High-bay lighting

Electrical Input Data

Specification item	Value	Unit	Condition
Nominal Input Voltage	220...240	Vac	
Input Voltage AC	202...254	Vac	Performance range
Operation Voltage AC	110...305	Vac	Safety operation
Nominal Input Frequency	50...60	Hz	
Input Frequency AC	47...63	Hz	Maximum permissible range
Nominal Input Current	0.52...0.48	A	220V...240V at full load
Maximum Input Current	0.55	A	At 202V
Nominal Input Power	115	W	At 230V at full load
Power Factor	≥0.95		At 230V at full load
Total Harmonic Distortion	≤10	%	At 230V at full load
Efficiency	92	%	@rated output power @rated input voltage @max. Uout

Electrical Output Data

Specification item	Value	Unit	Condition
Regulation Method	Constant Current		
Output Voltage	64...143	Vdc	
Output Voltage Max	220	Vdc	Peak voltage at open circuit
Output Current	700	mA	Performance range
Output Current Tolerance	±5	%	At max. output current, Ta=25°C
Output Current Ripple LF	5	%	Ripple = peak / average, at<1kHz
Output Pst <sup>LM</sup>	≤ 0.03		In entire operating window
Output SVM	≤ 0.17		In entire operating window
Output Power	100	W	At full load
Galvanic Isolation	Yes		Basic; 2U+1000V

Electrical Data Control Input

Specification item	Value	Unit	Condition
Control Method	N/A	V	
Digital Interface	N/A		According 2.0 specifications
Mains Control	N/A		Can be configured via MultiOne
Time-based Integrated Control	N/A		Can be configured via MultiOne
Dimming Range	N/A	%	

Wiring & Connections

Specification item	Value	Unit	Condition
Input Wire Size	1.0	mm²	3-wire cable; 300V/500V rating or higher
Output Wire Size	1.0	mm²	2-wire cable; 300V/500V rating or higher
Input & Output Wire Length	450 ±30	mm	Out of enclosure
Control Wire Size	N/A	mm	N/A
Control Wire Length	N/A	mm	

CE Isolation			
Basic Isolation: 2U+1000 V	Input Wires	Output Wires	Chassis
Input Wires	N/A	Basic	Basic
Output Wires	Basic	N/A	Basic
Chassis	Basic	Basic	N/A

Operational Temperature and Humidity			
Specification item	Value	Unit	Condition
Ambient Temperature	-40...+55	°C	
Tcase Maximum	80	°C	Measured at Tc-point
Tcase Life	70	°C	Measured at Tc-point
Tcase Cut-Off	85	°C	Power to LEDs is reduced

Storage Temperature and Humidity			
Specification item	Value	Unit	Condition
Ambient Temperature	-40...+55	°C	

Lifetime			
Specification item	Value	Unit	Condition
Lifetime	100,000	Hours	At Tcase Life; Survival rate = 90%

Programmable Features			
Specification item	Value	Remark	Condition
Adjustable Output Current (AOC)	N/A		See Design-In Guide
LED Module Temperature Derating (MTP)	N/A		
Constant Lumen Output (CLO)	N/A		
DC Emergency Dimming (DCEmDIM)	N/A		
Corridor Mode	N/A		
Energy Metering	N/A		
Diagnostics	N/A		

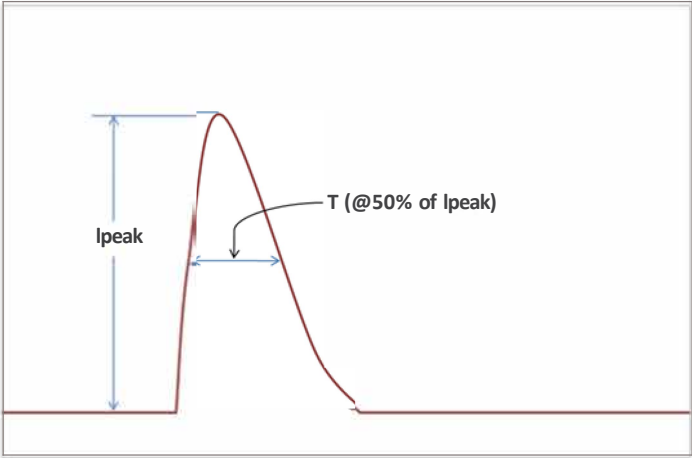
Features			
Specification item	Value	Remark	Condition
Over Temperature Protection	Yes	Dim Down	Automatic Recovery
Open Circuit Protection	Yes		Automatic Recovery
Short Circuit Protection	Yes		Automatic Recovery
Over Power Protection	Yes		
Hot Wiring	N/A		
Suitable for fixtures with Protection Class	Class I		
Input Over-voltage	Yes		320Vac@48hrs 350Vac@2hrs

Certificates and Standards

Specification item	Value
Approval Marks	CE/ CCC/ ENEC/CB
Ingress Protection Rating	IP67

Inrush Current

Specification item	Value	Unit	Condition
Inrush Current Ipeak	46	A	At 230Vac
Inrush Current Twidth	440	µs	At 230Vac, measured at 50% Ipeak
Drivers per MCB 16A Type B	6	pcs	



Earth Leakage Current

Specification Item	Value	Unit	Condition
Typical Touch Current	0.7	mA <sub>p</sub> k	Meets IEC60598; LED module not included

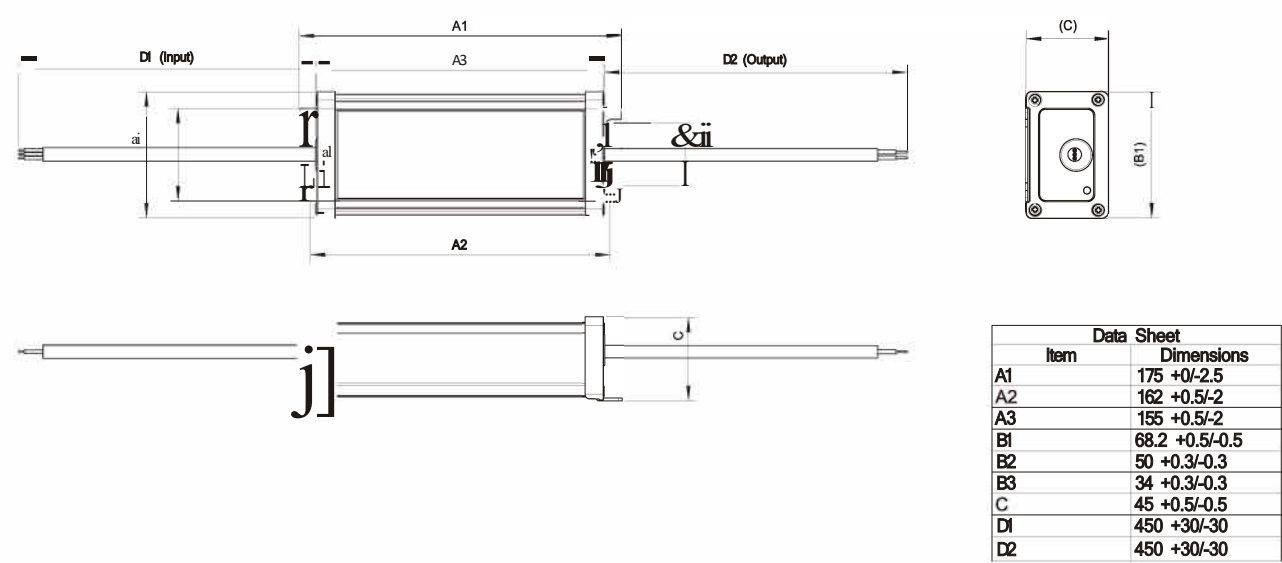
Surge Capability

Specification Item	Value	Unit	Condition
Mains Surge Capability Differential Mode	4	KV	L-N, 20hm
Mains Surge Capability Common Mode	4	KV	L/N-GND, 20hm

Dimensions

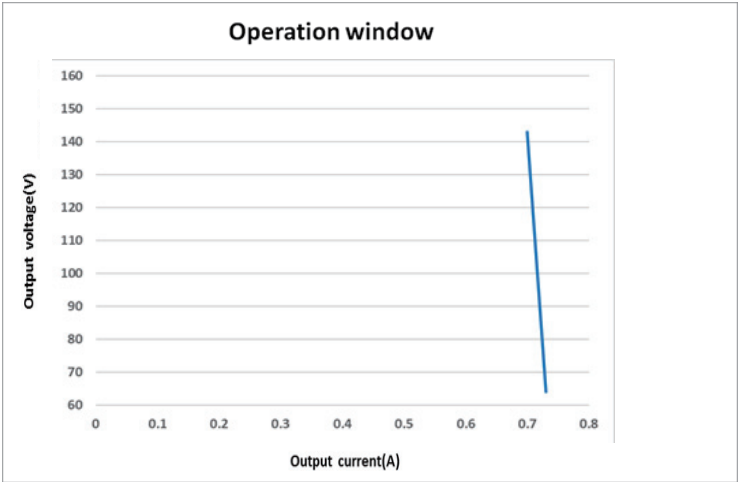
Specification Item	Value	Unit	Condition
Length overall	175	mm	
Width overall	68	mm	
Height overall	45	mm	
Mounting Holes Distance	162	mm	
Mounting Holes Width	34	mm	
Mounting Holes Size	5	mm	For M4 with max head diameter of 10mm
Weight	730	g	

Dimensions (in mm unless, otherwise specified)

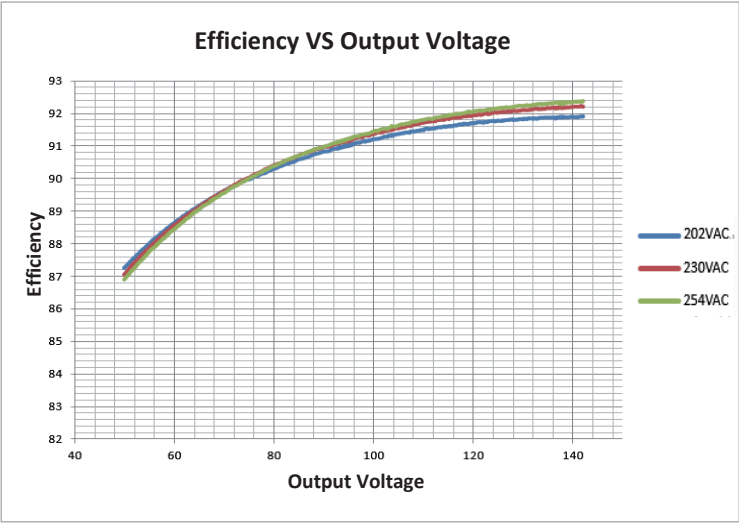


Logistica I Data

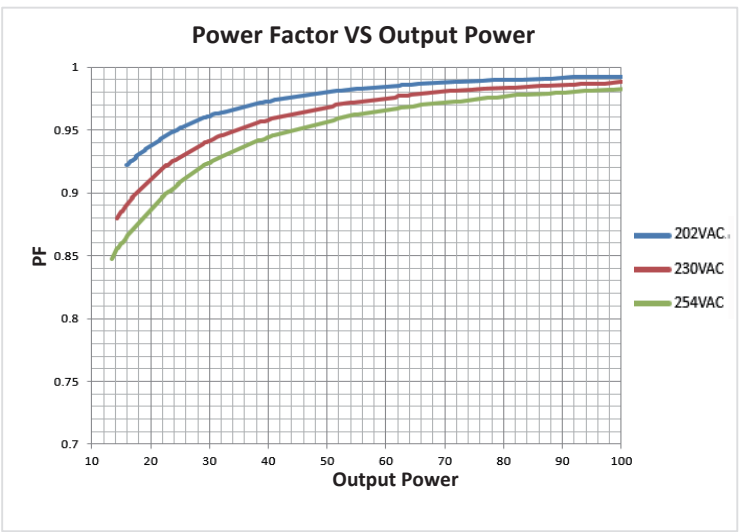
Specification Item	Value
Product Name	Xitanium 100W 0.7A 230V 1175
Logistics Code 12NC	9290 014 00680
Pieces per Box	10

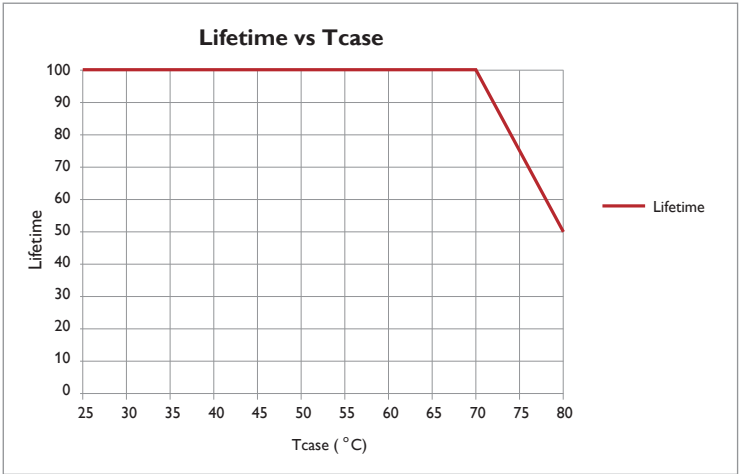
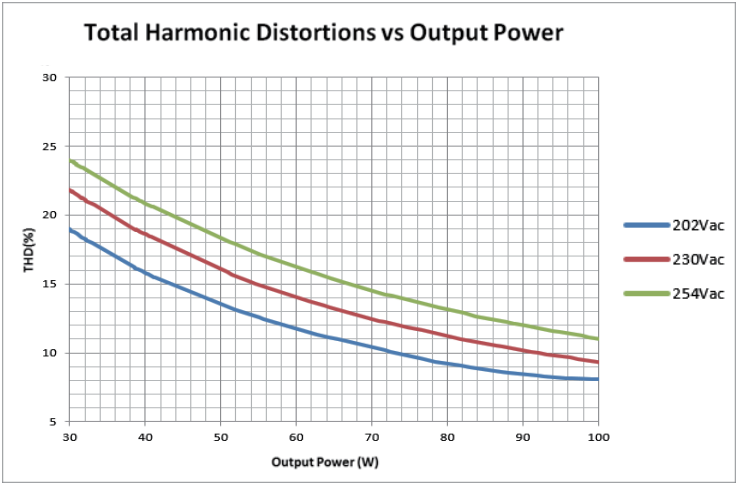


Efficiency (Tcase = 70°C)



Power Factor (Tcase = 70°C)





- Failure rate information based upon MTTF modeling: 90% survival at end of life @ Tcase <=80°C
- Failure rate information based upon field call rate data: <0.01% per 1K hour @ Tcase <=80°C



©2021 Signify Holding, IBRS 10461, 5600 VB, NL. All rights reserved.

The information provided herein is subject to change without notice. Signify does not give any representation or warranty as to the accuracy or completeness of the information included herein and shall not be liable for any action in reliance thereon. The information presented in this document is not intended as any commercial offer and does not form part of any quotation or contract, unless otherwise agreed by Signify.

Philips and the Philips Shield Emblem are registered trademarks of Koninklijke Philips N.V. All other trademarks are owned by Signify Holding or their respective owners.  
Date of release: August 10, 2021

[www.philips.com/oem](http://www.philips.com/oem)